

The Principal  
Govt Degree College  
Solam.

Subject: Regarding intimation & permission to  
visit veterinary hospital Kotla Nala.

Ma'am,

With due respect, it is submitted that the syllabus of Applied Zoology Practical mentions a compulsory report on field visit. I have arranged for a visit to veterinary hospital Kotlanala to have a practical exposure to cryopreservation, demonstration of artificial insemination and information about the functioning of Animal Husbandary Dept. You are requested to give permission for the same.

Thanking you.

Yours faithfully,  
Manjiv

Dr Manjiv Thakur  
Assistant Professor  
Dept. of Zoology


Govt. College Solam.

Dated: 13<sup>th</sup> Nov 2025.

Allowed  
for



GPS Map Camera



Solan, Himachal Pradesh, India   
Rajgarh Road, Kotla, Solan, Himachal Pradesh 173212, India  
Lat 30.904228, Long 77.106986  
Saturday, 13/12/2025 12:38 PM GMT+05:30  
Note : Captured by GPS Map Camera







**VETERINARY POLYCLINIC**  
SOLAN

VETERINARY PHARMACIST ON CALL  
Sh. Vikas Sharma 96179-73966

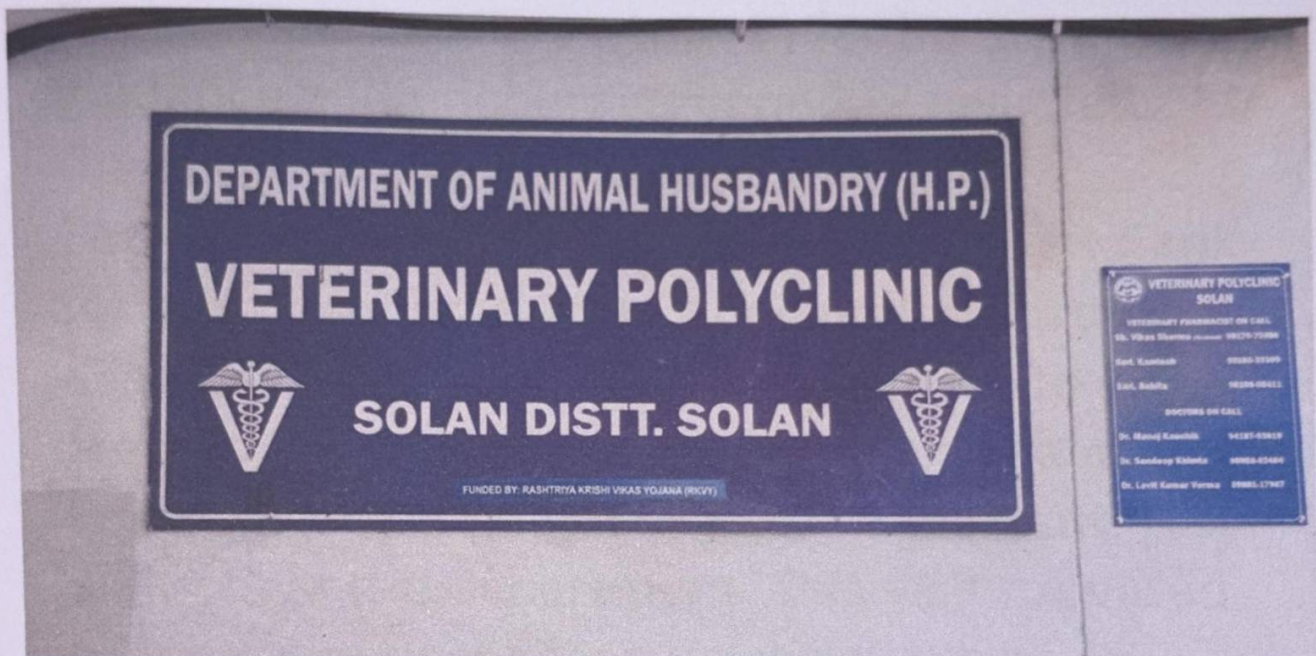
Smt. Kamlesh 96158-33399  
Smt. Babita 96158-08422

DOCTORS ON CALL

Dr. Manoj Kanahik 94187-93959  
Dr. Sandeep Khintia 96558-02491  
Dr. Lovish Kumar Verma 89892-17967

DEPARTMENT OF ANIMAL HUSBANDRY (H.P.)  
**VETERINARY POLYCLINIC**  
SOLAN, H.P. SOLAN

# Experiential Learning Report : A Visit to Veterinary Polyclinic



**Name : Poonam Chauhan**

**Course : B.Sc. (Life Sciences) 3<sup>rd</sup> year**

**Subject : Zoology**

**College Name : Govt. Degree College Solan**

**Submitted to : Dr. Manju Thakur**

**Date of Submission : 7 March, 2026**

**VISIT DATE:** 13th December 2025

**LOCATION :** Rajgarh road ,near Police station ,Kotlanala,Solan, H.P .

## **DEPARTMENT OF ANIMAL HUSBANDRY (H.P) VETERINARY POLYCLINIC DISTT, SOLAN**

---

### **INTRODUCTION**

Students of Govt.Degree College Solan from BS.c3rd year visited the clinic with Proff.( Zoology)Dr.MANJU THAKUR

- The main purpose of our visit was to understand the advanced medical ,surgi6and diagnostic services for livestock and domestic pets at district level veterinary.
- It ensures animal health , disease control,breed improvement ,and support to farmers .

**Deputy Director ( Animal Husbandry):**The district head responsible for policy implementation and funding.

**Senior Veterinary Officer ( SVOs) and Veterinary Officers (Vos):**The primary clinicians responsible for surgeries, medicine,and medico - legal cases ( post-mortems).

**Veterinary Pharmacists :** Manage the drug inventory and assist in minor procedures like dressing and injection.

**Senior Veterinary Officer ( SVOs) and Veterinary Officers (Vos):**The primary clinicians responsible for surgeries, medicine,and medico - legal cases ( post-mortems).

**Gram Panchayat Veterinary Assistant (GPVAs) :** often seen at polyclinic for training or coordinating village - level health camps.

**Animal Attendants:** Responsible for the physical handling and restraint of large animals during treatment.


---

### **Veterinary Polyclinic in Himachal Pradesh**


1. Govt. Veterinary Polyclinic Bhangrotu ,Mandi District
  2. Lalari Govt.Veterinary Polyclinic,Haroli Assembly segment Una (the state's first equipped with morden diagnostic.
  3. Rajkiya Pashu Chikitsalaya, Rampur Bushahr, Shimla.
  4. Una Veterinary Hospital,Jhalera,Una.
  5. VeterinaryHospital Dhami ,s Shimla District.
  6. Sub Divisional Veterinary Hospital , Hamirpur.
-

# MAJOR DEPARTMENT AND THEIR WORKING



- **Out-Patient Department (OPD):** Examination of sick animals . Diagnosis and treatment of common diseases ( respiratory , skin , digestive issues). Vaccination and routine health check-ups.



- **Operation Theatre (OT):** Performs minor and major surgeries. Procedures include wound suturing, tumor removal, fracture repair ,and obstetrical cases. Maintains sterile surgical conditions.



- **Diagnostic Laboratory:** conducts blood tests, urine tests, fecal examination, and disease diagnosis. Helps in confirming infections and metabolic disorders.
- **X-Ray and Imaging Unit :** Diagnoses fractures and internal injuries .Assists in surgical planning .
- **Artificial Insemination:** Stores semen in Liquid Nitrogen (LN2) containers. Supports breed improvement programs.
- **Sterilization Unit:** Autoclaves and sterilize surgical instruments. Prevents infection and ensures hygiene.



# CONCLUSION

The visit to the Veterinary Polyclinic was a very informative and practical learning experience for me as a student. It helped me understand how the Department of Animal Husbandry functions at the district level and how different departments like OPD, Operation Theatre, Diagnostic Laboratory, and Artificial Insemination unit work together to provide complete healthcare services to animals.

I observed how veterinarians examine animals, perform surgeries, diagnose diseases, and maintain proper hygiene through sterilization procedures. I also learned about the importance of breed improvement programs and the role of veterinary staff in supporting farmers and pet owners.

Overall, this visit enhanced my practical knowledge, clarified many theoretical concepts, and increased my interest in veterinary science and animal healthcare services. It was a valuable educational experience that helped me understand the real-life functioning of a veterinary clinic.




## Government Degree College, Solan (H.P.)

Affiliated to Himachal Pradesh University, Shimla - 171005

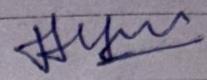
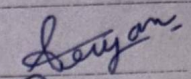


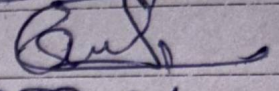

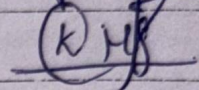
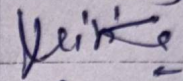

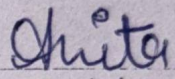

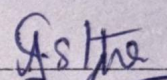
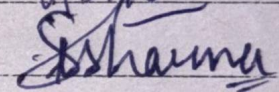





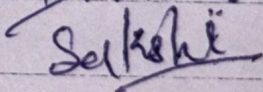
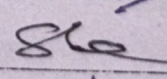

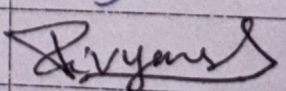


Accredited by NAAC with Grade B++

### ACTIVITY REPORT

1. Name of the Activity	Visit to Veterinary Polyclinic Kotla nala
2. Date & Venue	13 December, 2025
3. Organizing Department/Cell	Department of Zoology
4. Objective of the Activity	<ul style="list-style-type: none"><li>• To educate students about the functioning of a Veterinary Clinic</li><li>• Career and Research potentials in the field</li><li>• Encourage them to take volunteer for animal protection</li></ul>
5. Resource Person/Guest	<b>Speaker: Dr Manoj Kaushik MD</b>
6. Beneficiaries/Participants	40 Students of BSc Final Year (Life Sciences)
7. Outcome/Impact	<ul style="list-style-type: none"><li>• Students were taught about OPD procedure and First Aid treatment of small animals.</li><li>• They got demonstration on how surgical procedures are done in OTOperation Theatre</li><li>• They learned about method of semen preservation for artificial Insemination (Liquid Nitrogen Storage)</li></ul>

  
Signature of Incharge / Coordinator

Date: 13/12/2025

S.N.	Name	Class	Signature
1.	Ankush	BSC II year	
2.	Aaryan	BSC II year	
3.	ABHAY	BSC II year	
4.	Akhil	BSC II year	
5.	Sachin	BSC II year	
6.	Rashmi	BSC II year	
7.	Akushbu	BSC II year	
8.	Nitika	BSC II year	
9.	Aanchal	BSC II year	
10.	Anita	BSC II year	
11.	Bhumika	B.Sc. II year	
12.	Astha	BSC II year	
13.	Isha	BSC II nd year	
14.	Ishika	BSC II nd year	
15.	Karan	BSC II nd year	
16.	Nitika Thakur	B.Sc. II Year	
17.	Nikita	B.Sc II nd year	
18.	Kshitiz Sharma	BSC II nd year	
19.	Sakshi	BSC 2nd Year	
20.	Shivanshu	BSC 2nd Year	
21.	Suwansh	BSC II nd year	
22.	Divyansh	BSC II nd Year	
23.	Charahal Sharma	BSC 2nd year	
24.	Jitendra Kumar	BSC 2 <sup>nd</sup> year	
25.			

26.	Ayush Thakur	BSc - II year	Ayush
27.	Aman	BSc - II year	Aman
28.	Yashaswi	BSc - II year	Yashaswi
29.	Priya Kewal	" " "	Priya
30.	Smriti	BSc - 2-year	Smriti
31.	Anukriti Panwar	BSc - 2-year	Anukriti
32.	Anurag Sharma	" "	Anurag
33.	Shikha	" "	Shikha
34.	Vineet	BSc - 2nd year	Vineet
35.	Priyanka	BSc. II year	Priyanka
36.	Sakshi	BSc. II year	Sakshi
37.	Shikha Sharma	BSc II year	Shikha
38.	Simran Negi	BSc II year	Simran
39.			
40.			
41.			
42.			
43.			
44.			
45.			
46.			
47.			
48.			
49.			
50.			
51.			
52.			
53.			
54.			